



**THE NATURAL PROTECTION  
FOR INTERIOR & EXTERIOR WOOD**

## Our Commitment

We are committed to the environment! In today's eco-conscious society, we are all doing a little bit more to try to make a difference in the world around us. Our way of staying "green" is to continue with our traditional way of producing wood and floor finishes. We use Tung Oil, harvested from the seed of the South American nut of the Tung tree. Carefully gathered, pressed and purified, this has created a natural base for our wood finishes since 1910.

Our use of Tung Oil, which is a completely natural and renewable resource, literally locks out water with a formula that relies on the protective nature of resins and the penetrating sealing advantages that are inherent in natural Tung Oil.

The Legendary American Wood Oil permeates wood surfaces and actually becomes part of the wood itself to resist moisture.

The Legendary American Wood Oil is available in different formulas designed to work for the specific needs of any project, large or small.

We are committed to our partners and suppliers, as well as our network of independent distributors and dealers. In doing so, we offer full support to the local professional in building a strong market share.

We, along with our partners, suppliers and customers, are doing more to make a difference. We are proof that quality ingredients and manufacturing methods can also be Earth friendly. This commitment is the most important part of our product mix!

## Our History

The original Tung Oil Finish has been made by the Hawkins family, according to the original family formula, since 1916. For more than the last 12 years, The Legendary American Wood Oil, using this very same formula and technology, has been available in the EU as a proven and extremely successful treatment for hardwood floors and all interior woodworking.

In the 14th century, Tung oil was used to waterproof and protect wooden ships from the eroding powers of the sea. This same quality protection is available in the original Tung oil penetrating finish, produced by the Hawkins family. For almost 100 years this finish has been the first choice for many wood floor specialists, furniture makers and antique restorers because of the genuine old-world appearance and protection it provides. Hundreds of professional contractors rely on The Legendary American Wood Oil for the best wood care available to their customers. We look forward to continuing our service to the professional market with top notch products for the next 100 years!

As a result of the European demand for designer colors, our product range has expanded to include rainbow pigments. As many projects now demand different finishing appearances, our product range meets this very important need.

Additionally, to further enhance our exterior professional offerings, we are introducing The Legendary American Exterior Wood Oil. We offer the best penetrating drying oil available. It is highly water-resistant and never loses elasticity!

The Legendary American Wood Oil, and now, The Legendary American Exterior Wood Oil offer the best in wood finishes available today. We are proud to be able to offer these fine products to our professional customer base to ensure their success to their customers and to strengthen their position in the marketplace.





## Table of Contents

---

Our Commitment and History.	02
Table of Contents	03
<b>Interior</b>	
<u>Choose your Color :</u>	
Transparent Gold	04-05
Warm Grey	06-07
SuperGreen+	08-09
Rainbow Color Pigments	10
<u>Choose your Finish:</u>	
Introduction Finishes	11
Clear Seal	12-13
HardWax Oil	14
4Nature Lacquer	15
Application	16
Application & Maintenance	17
<b>Exterior</b>	18-19
Intro Exterior	20
Crystal Cleaner	21
California Pigment	22
California	23



# Transparent Gold



Transparent Gold is a unique blend of pure South American Tung oil and resin. Originally formulated to protect all interior woodwork. Still made by hand according to the original formula from the Hawkins family since 1916.



- Suitable for all types of wood
- Penetrates naturally & deeply into the wood
- Fills pores
- Water resistant: when used as a finishing system in multiple coats
- Eco-responsible, made from the natural tung nut and 90% of the resin portion of the formula is from renewable natural resources
- Semi-satin/ matt finish



#### Application :

The Legendary American Wood Oil products are very easy to use, Follow our application directions on page 16-17, or on our website [www.americanwoodoil.com](http://www.americanwoodoil.com)



#### Maintenance :

Cleaning is effortless after the finish has dried for at least 7 days. Look at our cleaning options on page 17, or on our website [www.americanwoodoil.com](http://www.americanwoodoil.com)



#### COLOR POSSIBILITIES

Choose your color by adding The Legendary American Wood Oil pigments  
See color pages 10 for color choices.



White Wash

Olive Grey

Traditional Oak

Classic Brown

Smoked Oak

Boston Grey

Wengé Tone

# Warm Grey



Warm Grey is a unique blend of pure South American Tung oil, resin and brightening pigment . Originally formulated to protect all interior woodwork. Still made by hand according to the original formula from the Hawkins family since 1916.



- Suitable for dense and hardwood
- Penetrates naturally and deeply into the wood
- Micro-porous, fills pores
- Used as a basic coat, ensures the wood does not amber
- Warm natural appearance, free from added sheen and color
- Will not crack, flake, blister or peel
- Natural “unfinished “ appearance
- Matt finish



#### Application :

The Legendary American Wood Oil products are very easy to use, Follow our application directions on page 16-17, or on our website [www.americanwoodoil.com](http://www.americanwoodoil.com)



#### Maintenance :

Cleaning is effortless after the finish has dried for at least 7 days. Look at our cleaning options on page 17, or on our website [www.americanwoodoil.com](http://www.americanwoodoil.com)



#### COLOR POSSIBILITIES

Choose your color by adding The Legendary American Wood Oil pigments See color pages 10 for color choices.



Bleached Oak

Drift Oak



Supergreen+ is an ecological blend of pure South American Tung oil, Brazilian Rosewood Oil and all natural vegetable and soy resins. The result is a ZERO VOC, new age oil, manufactured to the highest environmental standards. Completely safe for use around children and pets.



- Suitable for all types of wood
- No Odor
- Penetrates naturally and deeply into the wood
- Water repellent
- UV resistant
- Eco and Environmentally friendly
- ZERO VOC
- Semi-satin/matt finish

#### Application :



The Legendary American Wood Oil products are very easy to use, Follow our application directions on page 16-17, or on our website [www.americanwoodoil.com](http://www.americanwoodoil.com)

#### Maintenance :



Cleaning is effortless after the finish has dried for at least 7 days. Look at our cleaning options on page 17, or on our website [www.americanwoodoil.com](http://www.americanwoodoil.com)




#### COLOR POSSIBILITIES

Choose your color by adding The Legendary American Wood Oil pigments See color pages 10 for color choices.



# SuperGreen+



- Bleached Oak
- Drift Oak
- White Wash
- Olive Grey
- Traditional Oak
- Classic Brown
- Smoked Oak
- Boston Grey
- Wengé Tone



# Rainbow Color Pigments

A specially formulated pallet of color pigments are available to be used with our Transparent Gold, Warm Grey and SuperGreen+. This unique pasta pigment will blend in our basic oils and allow you to create popular and expclusive design colors. The Rainbow Color Pigments can be used on all dense and hardwoods.

## BLEACHED OAK



1 gallon (3,875l) Warm Grey + 1 Pigment White

## WHITE WASH



1 gallon (3,875l) Transparent Gold + 2 Pigments White

## DRIFT OAK



1 gallon (3,875l) Warm Grey + 1 Pigment Grey

## OLIVE GREY



1 gallon (3,875l) Transparent Gold + 1 Pigment Olive Grey

## TRADITIONAL OAK




1 gallon (3,875l) Transparent Gold

## CLASSIC BROWN



1 gallon (3,875l) Transparent Gold + 1 Pigment Brown

## SMOKED OAK



1 gallon (3,875l) Transparent Gold + 3 Pigments Brown

## WENGÉ TONE



1 gallon (3,875l) Transparent Gold + 3 Pigments Black

# Introduction Finishes



American Wood Oil is a 2 step structure, when the color is applied you have the choice between three high quality finishes.

Original Concept applying a Clear Tung Oil finish, Traditional concept a Hardwax Oil finish or Hybrid Concept 4nature our waterbased lacquer. These finishing products can be used on to protect unfinished wood as well, when applied in a multiple coat system.

All 3 finishes will offer maximum protection and easy maintenance.

## ORIGINAL CONCEPT :

Clear Seal Tung Oil

Penetrates deeply into the wood for lasting protection.



## TRADITIONAL CONCEPT :

HardWax Oil

Places a protective layer on top as well as penetrating into the wood.



## HYBRIDE CONCEPT :

4Nature Waterbased Laquer

Places a protective layer on top of the wood.



### We are committed to the environment!

In today's eco-conscious society, we are all doing a little bit more to try to make a difference in the world around us.

Our way of staying green is to continue with our traditional way of producing wood finishes. Our Tung Oil is made from the natural Tung nut and 90 percent of the resin portion of the formula is from renewable sources.

Furthermore we explored other high quality finishes, such as our HardWax Oil or our Waterbased Lacquer which have great environment friendly features.

# Clear Seal



Clear Seal is a unique Tung oil interior wood finish offering excellent water resistance and superior protection of the surface . Prevents splintering of the wood and also has an excellent slip-retardant properties. Clear Seal is formulated to fixate and seal off the base pigment. Clear seal is compatible with other nature oils and pre-finished floors. It will prevent the absorption of grease and dirt.



- **Water resistant**
- **Durable protective finish**
- **Suitable for all types of wood, dense, hard and exotic wood**
- **Penetrates naturally and deeply into the wood**
- **Fills pores**
- **Clear , translucent non coloring finish**
- **Matt sheen**



#### **Application :**

The Legendary American Wood Oil products are very easy to use, Follow our application directions on page 16-17, or on our website [www.americanwoodoil.com](http://www.americanwoodoil.com)



#### **Maintenance :**

Cleaning is effortless after the finish has dried for at least 7 days. Look at our cleaning options on page 17, or on our website [www.americanwoodoil.com](http://www.americanwoodoil.com)



The Niagara H<sup>2</sup>O formula continues to deliver spectacular results that give the user all the benefits of a traditional oil finish. The wooden floor becomes water-repellant with the added durability of our special finishing blends.

# NIAGARA H<sup>2</sup>O


WATER-RESISTANT FORMULA



**5 YEAR \* WARRANTY**  
\* According to our general warranty stipulations



# HardWax Oil



HardWax Oil is a high quality interior wood finish offering the advantage of oil protection and classic wax treatment in one high quality blend. Good waterrepellant quality and prevention of the wood from getting dry and brittle.



- Suitable for all types of wood
- Penetrates naturally and deeply into the wood.
- Fills pores.
- Water repellent.
- Will not crack, flake blister or peel.
- Clear , translucent non coloring finish.
- Eco-friendly, low VOC.
- Extra matt finish.



**Application & Maintenance**  
The Legendary American Wood Oil products are very easy to use.

Follow our application directions on page 16-17, or visit our website [www.americanwoodoil.com](http://www.americanwoodoil.com)

# 4Nature / Waterbased Laquer



4Nature is an exceptional wood finish has been specifically formulated to be crystal clear. It will not alter or enhance the wood color, ensuring a natural timber look and an “as sanded” appearance highly appreciated by designers and contractors seeking a clean, contemporary look.

- Suitable for all types of wood
- Superb durability and performance
- UV stable
- Non yellowing
- Fast drying and curing
- Excellent traffic resistance
- Eco-friendly, very low VOC
- Matt finish.



**Application & Maintenance**  
The Legendary American Wood  
Oil products are very easy to use.

Follow our application directions on page 16-17,  
or visit our website [www.americanwoodoil.com](http://www.americanwoodoil.com)



# Application



The wood must be dry, smooth, dust free and sanded (with grit 100- 120)

## Step 1 - Choose your color tone



You can make unlimited colors by adding or mixing different color pigments to the base oils.

## Step 2 - Choose your protection



Clear Seal Oil

OR



HardWax Oil

OR



4Nature Laquer

## Application Sheet

See page 16 for more information about the different application methods

APPLICATION	COTTON CLOTH	PAINT BRUSH	APPLICATOR	POLISHING MACHINE
Transparent Gold	YES	YES	YES	YES
Warm Grey	YES	YES	YES	YES
Rainbow Color Pigment	YES	YES	NO	DEPENDS ON COLOR
Clear Seal	NO	YES	YES	YES
HardWax	YES	YES	YES	YES
4Nature Laquer	NO	YES	YES	NO
Supergreen+	YES	YES	YES	YES





# Application / Maintenance

## Choose your application method

### COTTON CLOTH



Mix the oil (and pigments) well before and during the application. Use a cotton cloth to add the product and use another cotton cloth to rub off the surplus oil in the direction of the grain. Work on full boards at the time, appr. 5 to 10m2. Leave the oil to be absorbed for a few minutes before rubbing off the surplus. Let the floor dry for 8 hours . (temperature at min. 16°). Area must be well ventilated.

### PAINT BRUSH



Mix the oil (and pigment) well before and during the application. Use a natural bristle brush work on full boards at the time, appr. 5 to 10 m2. Leave the oil to be absorbed for a few minutes before taking off any excess and lightly brushing out/lifting off at the end of each stroke. Let the floor dry for 8 hours. (temperature at min. 16°). Area must be well ventilated.

### LAMBSWOOL APPLICATOR



Mix the oil well before and during the application. Use first a natural bristle brush to work on the edges of the room. Use the lamb's wool applicator along the full length of the floor. To avoid lab marks maintain a whet edge by overlapping sections you previously ended by several cm/inch. Let the floor dry for 8 hours (temperature at min. 16°). Area must be well ventilated.

### POLISHING MACHINE



Mix the oil well before and during the application. Apply the oil in an even coat with a low speed floor buffing machine using a white polishing pad. Continue in sections until the whole floor has been finished. Let the floor dry for 8 hours (temperature at min. 16°). Area must be well ventilated.

## Maintenance for oiled, hardwax and laquered floors



### Oiled & Laquer

**Daily maintenance**  
Remove dust and dirt with a dust-wiper (dry duster), or with the vacuum cleaner.



**Periodic maintenance**  
Step 1 - Fill a bucket with 5 litres of lukewarm water and add a splash (±30 ml) of American Wood Oil "Cleaner"



**Periodic maintenance**  
Step 2 - Mop the floor with a damp floor-cloth and allow to dry.



**Removing black rubber sole marks**  
Spray the American Wood Oil "Cleaner" on the mark to be removed. Rub the mark with a soft sponge to remove. Then mop up any remaining "Cleaner" with a cloth soaked in clean, lukewarm water.

### HardWax

**Daily maintenance**  
Remove dust and dirt with a dust-wiper (dry duster), or with the vacuum cleaner.

**Periodic maintenance**  
Step 1 - Fill a bucket with 5 litres of lukewarm water and add a splash (±30 ml) of American Wood Oil "Wax & Clean"

**Periodic maintenance**  
Step 2 - Mop the floor with a damp floor-cloth and allow to dry.

**Removing black rubber sole marks**  
Spray the American Wood Oil "Wax & Clean" on the mark to be removed. Rub the mark with a soft sponge to remove. Then mop up any remaining "Wax & Clean" with a cloth soaked in clean, lukewarm water.

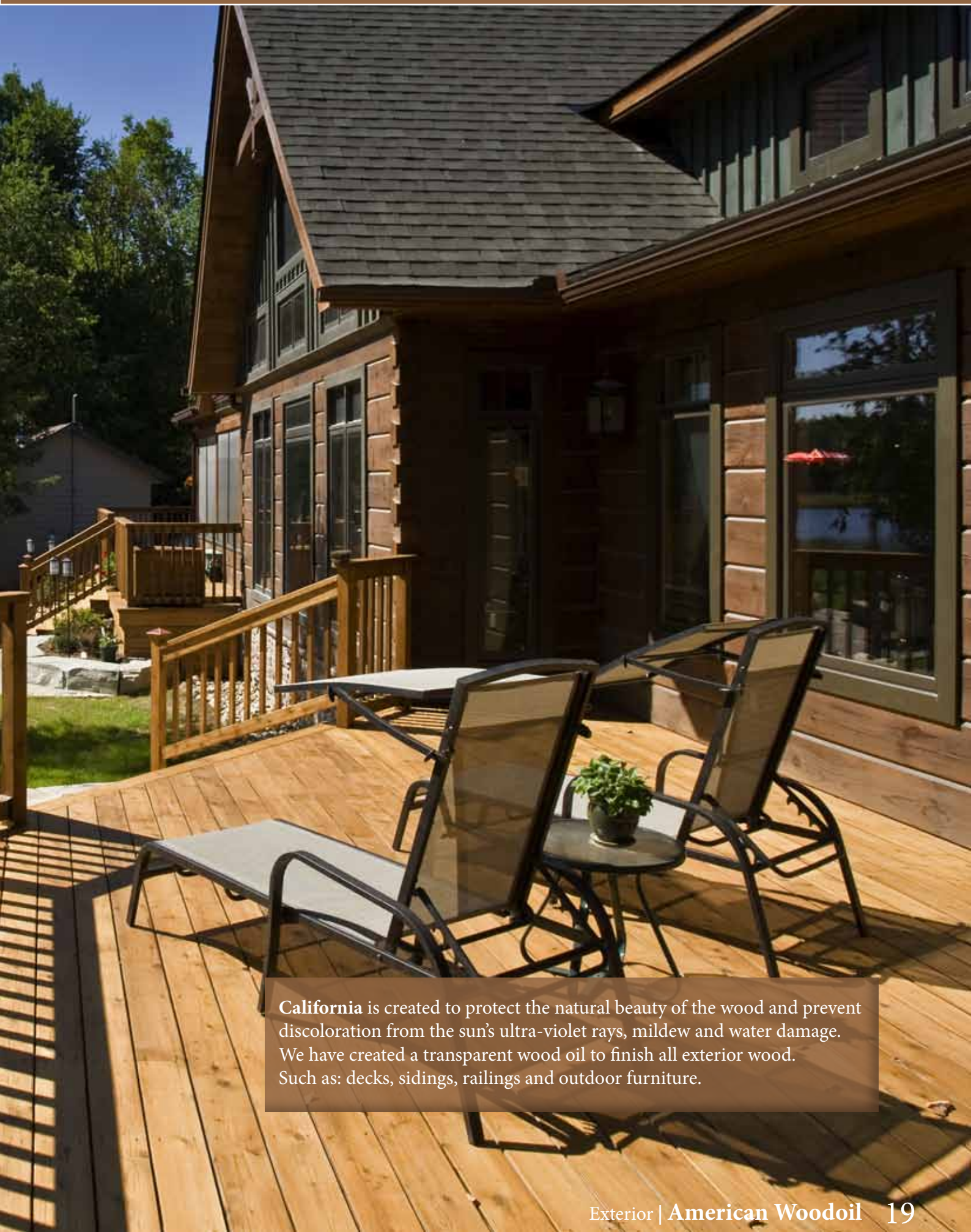
1

2a

2b

3





**California** is created to protect the natural beauty of the wood and prevent discoloration from the sun's ultra-violet rays, mildew and water damage. We have created a transparent wood oil to finish all exterior wood. Such as: decks, sidings, railings and outdoor furniture.

# Introduction Exterior



Wood is a common used building material in the United States and Canada. Many beautiful wood species are used to beautify the exterior of the houses. For example sidings, decking, window casings, doors etc.

Our specific blend of Tung Oil and Brazilian Rosewood Oil have been applied for many decades all over the United States and Canada. Our unique formula protects and preserves the natural beauty of the wood.

The Legendary American Exterior Wood Oil is a premium oil, and not just a stain or a paint. "California Natural" penetrates naturally and deeply into the wood, providing a durable, water repellent finish with increased UV-protection.

# Crystal Cleaner



Crystal Cleaner , hydrogenated crystals formula is outstanding being used in varying strengths to remove grease grime, dirt, organic stains, tree sap and mineral deposits. Removes mold and mildew.

- Suitable for all types of wood
- For use on siding, fences, decks and all exterior wood
- Unique and strong, cleans and rejuvenates wood
- Easy to use, with a stiff bristle, brush
- Fast acting
- Restores wood to mill bright appearance
- Eco-friendly,
- Biodegradable, safe on soil and plant life.



## SURFACE PREPARATION

Sweep the surface with a stiff broom or use a blower to clean area of debris. Exterior Pro-Wood Crystal Cleaner is most effective at temperatures where wood is not hot to touch. (if the surface has been treated with another coating than The Legendary Exterior Wood Oil use a STRIPPER to prepare the area)

## APPLICATION

Pour one to two cups crystals into one gallon (appr. 4l) of clean water and mix. Coverage about 400 square feet (appr. 40m<sup>2</sup>). Mist the surface with a garden hose/sprayer. Sprinkle directly using a pump up garden sprayer and apply the solution liberally. Agitate with a stiff bristle brush for ten to fifteen minutes. Do not allow the solution to dry on the surface. Rinse thoroughly with water.

Crystal Cleaner container will make roughly 16 gallons (appr.52l) of cleaner.



# California Pigment



California Concentrated Pigment is a special formulated pigment on natural transoxide-based ingredients. The pigment should be mixed with the California Natural to create your desired color. There are three standard colors: Cedar, Driftwood and Redwood. California Concentrated Pigment offers 99% UV protection




Cedar wood tone



Driftwood tone



Redwood tone



California can be used for sidings, decking for all exterior wood.

# California



California is based on a blend of pure South American Tung oil and Brazilian Rosewood Oil. This highly penetrating oil base, from sustainably harvested seeds, protects and nourishes wood fibers deep and, as formulated with the mildew protection, helps preserve that freshly-milled look. California can be used for sidings, decking for all exterior wood.



- Suitable for all types of wood, dense, hard and exotic wood
- Penetrates naturally and deeply into the wood, micro-porous, fills pores
- Water repellent
- 99% Increased UV protection.
- Gives longer life to all wood species.
- Low Odor
- Eco-Friendly, Low VOC
- Natural translucent oil

\*\* 4-way oil protection: water repellent, durable, deep penetrating, UV-protection



Professional wood finishing  
Protection and sealing of  
Interior & Exterior wood.

## American Wood Oil

European Factory Agency:  
De Smedt Group  
4 Bredestraat  
B2000 Antwerp  
Belgium  
tel + 32 (0)3 366 24 34  
fax +32 (0)3 321 62 77  
e-mail: [info@americanwoodoil.com](mailto:info@americanwoodoil.com)  
website: [www.americanwoodoil.com](http://www.americanwoodoil.com)

Distributor

---

Authorised Dealer